



Connecticut

Orchid

Society

Newsletter

Affiliated with the American Orchid Society

June 2011

52 Years & Growing

Next Meeting

Date: Wednesday, June 8, 2011

Time: 6:30 P.M. "Orchid Health Department" help session starts.
7:00 P.M. Socializing begins. Show & Sale Tables open.
7:30 P.M. Business meeting begins followed by the featured event.

Place: Farmington Senior Center
321 New Britain Ave.
Unionville, CT
(See pg. 25 for map & directions.)

Program: Unusual Species for the Catt Grower
Presented by Alan Koch
of Gold Country Orchids, Lincoln, CA

Meeting Status: For notice of last-minute or inclement weather cancellation, visit our website www.ctorchids.org or call Judy Becker at (860) 435-2263.

Contact us

Write Connecticut Orchid Society, Inc.
P.O. Box 198, Farmington, CT 06034-0198

E-mail Co-President Jim Michlewski president@ctorchids.org
Co-President Cheryl Mizak president@ctorchids.org
Web Master Deidra Crewe dcreweorchids@yahoo.com
Editor Sharon SmithDelisle editor@ctorchids.org

Connecticut Orchid Society (COS) is an incorporated non-profit 501 (c) (3) organization founded in 1959. Please consider making a charitable contribution to COS. Most donations made to COS are tax deductible.

**COS Membership Information : \$20/yr. Individual \$25/yr. Family
New category: \$200 Individual or \$250 Family Lifetime Membership (never pay dues again!)**

**Contact Membership Chairperson Mary Rampone at (860) 649-7952 for more details.
A membership application is located on pg. 26 for your convenience.**

Connecticut Orchid Society Mission Statement

The Connecticut Orchid Society is an incorporated, non-profit association for the preservation and extension of knowledge concerning the conservation, ecology, science, cultivation, hybridization, appreciation and uses of orchids; and to carry on such activities as may be necessary or desirable to effectuate such purposes.



Inside this Issue --- June 2011 Volume LI | Issue VI

REGULAR FEATURES

Next Meeting/Contact Us.....	1
COS Membership Information	1
COS Mission Statement.....	2
Newsletter Table of Contents.....	2
COS Officers and Posts – 2011.....	3
Mentor List.....	3
Calendar of Coming Events	4
AOS Corner.....	5
This Month’s Featured Event	6
Presidents’ Message.....	7
Monthly Meeting Minutes	8–9
Show Table & Photographs.....	10 –13
News, Notes & Happenings.....	14
Out Reach Programs.....	15
Market Place.....	23
Orchid Show Announcements.....	24
Map and/or Directions	25
Membership Application.....	26

SPECIAL FEATURES

Letters from Hilo, by Larry Kuekes.....	16 – 17
<i>A Touch of Class – Beautiful Art from the Past: Vanda Manuvadee</i>	18
Beginner’s Corner: “ <i>Summer Vacation</i> ” By Larry Kuekes.....	19
Summer Orchid Care: Regional Guide to Basics for the Northeast.....	20–21
TriviaFun: <i>In the mood to try a new recipe?</i>	21–22

Connecticut Orchid Society Officers and Posts -- 2011

CO-PRESIDENTS	<i>Cheryl Mizak & Jim Michlewski</i>
VICE-PRESIDENT	<i>Cheryl Mizak</i>
TREASURER	<i>Judy Arth</i>
DIRECTOR -AT- LARGE	<i>Dottie Kern</i>
DIRECTOR -AT- LARGE	<i>Roger Heigel</i>
RECORDING SECRETARY	<i>Carla Koch</i>
MEMBERSHIP CHAIRPERSON	<i>Mary Rampone</i>
CORRESPONDING SECRETARY	<i>Sharon SmithDelisle</i>
EDITOR, LIBRARIAN/HISTORIAN	<i>Sharon SmithDelisle</i>
AOS REPRESENTATIVE	<i>Sam Hinckley</i>
CONSERVATION CHAIRPERSON	<i>Vacant</i>
SPECIAL EVENTS COORDINATOR	<i>Cheryl Mizak</i>
REFRESHMENT CHAIRPERSON	<i>Judy Becker</i>
WEB MASTER	<i>Deidra Crewe</i>
WEB TECHNICAL ADVISOR	<i>Joseph Linger</i>

Mentor List

The following COS members are available to answer your culture questions and help you with any orchid growing problems you may have:



Judy Becker judybecker40@att.net

Greenhouse growing methods: Wide variety of species & hybrids

Charlie Boos charlieb1962@yahoo.com

Greenhouse & under lights growing methods: Cattleyas, Vandas, Dendrobiums, Sophronitis & hybridizing

Sam Hinckley samuelhinckley@comcast.net

Windowsill growing methods: Species & hybrids

Joe Linger jlinger@snet.net

Greenhouse, outdoors & under lights growing methods: Species & hybrids

Sharon SmithDelisle editor@ctorchids.org

Under lights & windowsill growing methods: Bulbophylums, Cymbidiums, Dendrobiums, Paphiopedilums, Miltoniopsis & mixed genera.

David Tognalli dtog54@sbcglobal.net

Windowsill & outdoor growing methods: Warm growers, Cattleyas, Dendrobiums & mixed genera.

Membership Policy

Membership is open to anyone interested in orchids. Members join the Society by payment of annual dues. Memberships may be individual, student, family, life or honorary. Honorary membership is for life and is made by nomination of the Board of Directors and majority vote of the membership present at a regular meeting.



Upcoming Events

- June 8 Connecticut Orchid Society Monthly Meeting:** Alan Koch from Gold Country Orchids, California will give a presentation, 7:30 pm, Farmington Senior Center, 321 New Britain Ave., Unionville.
- June 10 - 12 Silva Orchids Shore Orchid Festival,** 10:00 am—5:00 pm, Held at Silva Orchids, 635 Wayside Rd., Neptune, NJ. Visit www.silvaorchids.com for more details. Also, see flyer on pg. 28 of this newsletter.
- June 11 Connecticut Orchid Society Potting Clinic:** 10:00 ~ 2:00 pm, located in the storefront next to Nutmeg Wine & Spirit Shoppe, Sherman Village Plaza, 660 Main St., South (jct. Rt. 6 & Rt. 64), Woodbury, CT. Free potting demonstration at 1:00 pm. \$5.00 ea. for pots up to 5in. diam, \$10 ea. for pots over 5 in. diam. (special pricing for large, specimen-sized plants.) Bring your own plants and clean pots. COS will provide potting media.
- July 8 Southbury Garden Club:** *Basic Orchid Growing* class will be presented by a COS member at the Southbury Library, 100 Poverty Rd, Southbury at 12:30 pm.
- July 10 Connecticut Orchid Society Annual Picnic:** Bob Fuchs of R.F. Orchids, Homestead, Fl. will give a presentation about the Vandaceous Alliance. As usual, the picnic is a pot-luck affair and members attending are asked to bring enough food to share. COS will provide beverages and paper goods. Picnic location TBA.
- Sept. 10 International Phalaenopsis Alliance "Focus on Phals" Day—co-hosted by the New Hampshire Orchid Society:** 8:30 am—3:30 pm, Bedford Town hall, Meetinghouse Rd., Bedford, NH. \$10 registration fee includes breakfast and a light lunch. Non-NHOS members must submit a registration form by 9/2/2011. See flyer with details on pg. 24 of this newsletter.
- Sept. 14 Connecticut Orchid Society Monthly Meeting:** TBA, 7:30 pm, Cheshire Senior Center, 240 Maple Ave., Cheshire, CT
- Oct. 12 Connecticut Orchid Society Monthly Meeting:** Leon Glicenstein will give a presentation on Jewel Orchids & Painted Leaf Orchids. Plants will be for sale. 7:30 pm, Farmington Senior Center, 321 New Britain Ave., Unionville, CT
- Oct. 21 ~ 23 Connecticut Orchid Society Annual Show & Sale:** *Orchid Harvest*, Van Wilgen's Garden Center, 51 Valley Rd., North Branford, CT. Orchid plant and merchandise vendors, educational lectures, junior orchid growers booth, refreshment caterer, etc. \$5.00/ea. Admission.

AOS corner



AOS is on the move. At the members meeting held in April, it was announced that all members with email addresses would receive an invitation in early May to explore the AOS website that has been under development which also included the new Orchids Plus program and to provide feedback. During that time, both websites will run simultaneously. When the new site is made active you'll notice a new fresh look to the AOS website. It's more than a cosmetic change. Along with upgrades and added material, the new Orchids Plus program will be available. If you are a current subscriber to AQ+, you will need to re-register in the new program. AOS also anticipates a 'social network' component to the website and it is currently under development.

In addition, at the Members meeting, the Board of Trustees announced that a committee has been formed to assess the future strategic partners for the AOS. Possible strategic partners are Huntington Gardens in California, Fairchild Botanical Garden in Florida and Longwood Gardens in Pennsylvania. The current AOS property in Delray is under contract for purchase and the potential purchaser is going through some local zoning change requirements. It is anticipated that sale will be completed in the last quarter of 2011.

The traditional Affiliated Societies breakfast was well attended. We had a conversation of what the AOS means to the Affiliated Societies and what can the societies do to further promote AOS. The AOS reps present at the meeting asked for more communication between the AOS and the affiliated societies. The Affiliated Societies Committee members will be reaching out to societies throughout the upcoming months with the goal of getting all the contact information corrected and updated.

Does your society have any special members that they would like to recognize? If so, AOS can provide Certificates of Appreciation for your society to use in recognizing them for their outstanding achievements or contributions. If you have a need for these certificates or if you have any questions or concerns regarding the AOS in general, please feel free to contact me through affiliated_societies@aos.org.

Lynn Fuller, Chair

AOS Affiliated Societies Committee

(This information was provided by Susan Taylor at Kiva.org — Loans That Change Lives)

June's Featured Event



Unusual Species for the Catt Grower

**Presented by Alan Koch
Gold Country Orchids, Lincoln, California**

With great pleasure, this month we are hosting Alan Koch of mini-catt fame. Mr. Koch is the owner of Gold Country Orchids, which is situated on 10 acres of land in Lincoln, California, and upon which Alan grows 350,000 orchids.

Alan's specialty is miniature and compact growing Cattleyas. They account for approximately 70% of his inventory. He is an accredited AOS judge and has served as the past Chairperson of the Pacific Judging Center. Alan has also served on the Executive Committee and the Board of Directors for Orchid Digest for two terms.

Orchids have been Alan's obsession since his college days, but they have been his full time vocation since 1982. Please join us for an exciting evening about a very favorite orchid.

Alan will be bringing plants for sale. Come early for the best selection and why not bring a friend?

Presidents' Message



Co-president
Cheryl Mizak



Co-president
Jim Michlewski

Hello Everyone —

As the days get warmer and longer, thoughts turn to that vacation plan and some fun in the sun. Summer vacations are good only for the orchid grower but also their plants. With few exceptions, such as cool growers who want to hog the AC, most of one's collection can benefit from being outdoors. The sun lovers such as cats (*Cattleyas*) will appreciate the light as well as the humidity, while the dappled light under trees (no SPF (Sun Protection Factor) please) will be just the thing for plants such as Phalaenopsis and others. Plant inspection can be done in the bright light of that shows everything from good roots to an invasion of "livestock" (pests). No need to be extra careful with that new living room rug as the grass won't mind a little mix sprinkled while repotting. Watering and spraying becomes much less of a chore. The reward at the summer's end will be happy orchids as well as growers.

Don't forget to save any plant divisions for donation to the COS raffle table and auction table. Your donations will help make the COS raffles and auctions a success, and you won't have to figure out where to put all of those extra plants come fall.

We are in full-swing for our 2011 show & sale in October, but we need more help. The next planning session is Monday evening, June 20th at 6:30 pm. Meeting will be held at Alcher Interiors, Main St., Southbury, CT.

May's Meeting Minutes



Carla Koch
Recording Secretary

COS MEETING, 5/10/11

Geraldine Powers spoke to us on "How to succeed with cool-growing plants." Since she comes from Signal Mountain, Tennessee, and has also lived in Washington, DC and Tampa, Florida, she has had to learn special techniques for growing these plants. She concentrated on slippers, miltoniopsis, and masdevallias, often thought "refractory in cultivation," or even "fugacious"! Her orchid business began when she was in Tampa.



She had a 300 foot cool house with a 18,000 BTU air conditioner, but still found it hard to grow *Masd. ignea*, *coccinea*, or *amabilis*. An air conditioning duct with a diffuser projected into the growing area.

She sometimes uses clay tubes with wet sphagnum moss attached, which enables her to grow even *Masd. racemosa*. (Milton Carpenter, another grower of cool orchids for warm climates, used clay tubes filled with water.) The clay acts as an evaporative cooler, lowering the temperature. On broiling nights, one can place ice cubes around cool growers to give them a temperature-dropped night (not recommended for the long-suffering Phals from big-box stores, despite labels!) Gary Smith grew the cool types in a terrarium with a mister, and a fan blowing across ice cubes. Some *Masdavallias* are more warm growing, and will tolerate up to 85 degrees.



When plants are unhappy in the heat, their flowers may not open properly. Miltoniopsis may show little brown spots, or leaf drop. They then need lots of water, and misting in the evening. While J& L use tree fern, sphagnum and perlite, she uses bark, sphagnum, and charcoal—it all depends on where you are. She repots these plants often. Miltoniopsis, in fact, are repotted every year.

Masdavallias can also be attached to an upside-down clay pot sitting in water, providing moisture and cooling. Her specially designed “cool pots” have holes part way up the sides. When the base of the pot is filled with aliflor or pot shards, water sits below. Roots are then 8 to 10 degrees cooler than the air temperature. A center cone provides aeration. She also has more conventional “warm pots”, with the center cone, which are nonporous. She showed a variety of her hybrids, called ‘Winding Road’ cultivars.




Dave Tognalli and Ann Jesup catch up with the latest news while looking over the assortment of plants offered for sale by Geraldine Powers.



Paphiopedilum sukhakulii hybrids
Brought to the Show Table by Jef Richards

May Show Table

<i>Genus</i>	<i>Plant</i>	<i>Clone</i>	<i>Owner</i>	<i>Culture</i>
<i>Aerangis</i>	Heather Campbell	<i>luteo-alba x articulata</i>	Jesups	i,g
<i>Angraecum</i>	Gem Star	<i>cucullatum x florulentum</i>	Jesups	i,g
<i>Ascocenda</i> (<i>V. Kasem's Delight x Ascda. Yip Sum Wah</i>)	John De Biase	'Fuchs Indigo' FCC/AOS	J. Hampton	w-i,g/l
<i>Brassavola cucullata</i>			J. Hampton	w-i, g/l
<i>Brassolaeliocattleya</i> i,g Syn. <i>Rlc.</i>	Haw Yuan Beauty (<i>Blc. Haw Yuan Moon x Lc. Mari's Song</i>)	'Spice Girl'	HCC/AOS S. Smith	Delisle
<i>Chondrorhyncha</i>	<i>Moliere</i>	<i>Syn. Warszewiczella amazonica x discolor</i>	Mizaks	i,g
<i>Cookara</i> (<i>Ctna. Maui Maid x Dial. Snowflake</i>)	Bill		J.Becker	i,g
<i>Cymbidium</i> hyb. ign.			S. Smith Delisle	c
<i>Darwinara</i> (<i>Vascostylis Thai Queen x Neofinetia falcata</i>)			Jesups	i,g
<i>Dendrobium</i> (<i>loddigesii x aphyllum (pierardii)</i>)	Bohemian Rhapsody		J. Becker	i,g
<i>Dendrobium</i> (<i>loddigesii x aphyllum (pierardii)</i>)	Bohemian Rhapsody		J. Arth	i,sunporch
<i>Dendrobium gnomus</i>			Jesups	i,g
<i>Doritaenopsis</i> (<i>I-Hsin Black Jack x Sinica Sunday</i>)	I-Hsin Waltz 'Hello Kitty'		D. Tognalli	i,w
<i>Epiarthron</i> (<i>Epi. pseudepidendrum x Caularthron bicornutum</i>)	Mardi Gras		Jesups	i,g
<i>Epidendrum</i> (<i>porpax x medusae</i>)	Panama		Jesups	i,g
<i>Laeliocattleya</i>	Fireworks (<i>Lc. Rojo x L. milleri</i>)		Jesups	i,g 

<i>Masdevallia</i> Angel Tang 'Judy' (<i>veitchiana</i> x <i>tonduzii</i>)	Jesups	c,g
<i>Masdevallia</i> Baby Glow (Baby Dragon x Angel Glow)	Jesups	c,g
<i>Masdevallia</i> Barlight (Barleana x Midnight Ruby)	Jesups	c,g
<i>Masdevallia</i> Barlight (Barleana x Midnight Ruby)	Jesups	c,g
<i>Masdevallia</i> Canary Glow (Canary x Angel Glow)	Jesups	c,g
<i>Masdevallia</i> <i>coccinea</i> 'Dwarf Pink'	Jesups	c,g
<i>Masdevallia</i> Fantasia (<i>coccinea</i> x <i>princes</i>)	Jesups	c,g
<i>Masdevallia</i> Fuchsia Dawn (<i>coccinea</i> x Pixie Shadow)	Jesups	c,g
<i>Masdevallia</i> Glad-Bar (Red Baron x Glaphyantha)	Jesups	c,g
<i>Masdevallia</i> Golden Maria (Gold Bug x Allyssa Maria)	Jesups	c,g
<i>Masdevallia</i> Golden Monarch (Monarch x Golden Angel)	Jesups	c,g
<i>Masdevallia</i> Ken Dole (<i>coccinea</i> x <i>tonduzii</i>)	J. Becker	i,g
<i>Masdevallia</i> Marguerite 'Ripe Apricots' (<i>veitchiana</i> x <i>infracta</i>)	Jesups	c,g
<i>Masdevallia</i> Pagoda (Red Wing x Kimball's Kissing Cousin)	Jesups	c,g
<i>Masdevallia</i> Pywacket (Copper Angel x <i>schlimii</i>)	Jesups	c,g
<i>Masdevallia</i> Rise 'N' Shine 'Mountainside' AM/AOS (Minaret x <i>racemosa</i>)	Jesups	c,g



<i>Maxillaria variabilis</i>		J. Becker	i,g
<i>Miltoniopsis</i> Tristar Knight 'Yung Hsin' (Monterey Bay x Chris Ellis)		J. Hampton	w-l,g/l
<i>Odontioda Charlesworthii</i> (4N) (<i>Cochlioda noezliana</i> x <i>Odontoglossum harryanum</i>)		Jesups	c,g
<i>Odontocidium</i> John Dunkleberger (<i>Onc. ornithorhynchum</i> x <i>Odont. cirrhosum</i>)		Jesups	c,g
<i>Oncidium</i> Issaku Nagata syn. <i>Miltonidium</i> (<i>leucochilum</i> x <i>fuscatum</i>)		D. Tognalli	i,w
<i>Paphiopedilum</i> sukhakulii hybrids		J. Richards	i,w/l
<i>Paphiopedilum</i> Spellbound x Laser		J. Arth	i,sunporch
<i>Paphiopedilum</i> Dark Water Secret		J. Richards	i,w/l
<i>Paphiopedilum delenatii</i>		J. Arth	i,sun porch
<i>Paphiopedilum</i> Ho Chi Minh (<i>delenatii</i> x <i>vietnamense</i>)		Mizaks	i,g
<i>Paphiopedilum primulinum</i> v. <i>aureum</i>		J. Becker	i,g
<i>Paphiopedilum</i> Spotted World sib cross		Mizaks	i,g
<i>Phalaenopsis</i> Caribbean Sunset (Cassandra x Mambo)		Mizaks	i,w
<i>Pleurothallis marthae</i>		Mizaks	i,g
<i>Promenaea</i> Limelight 'Willow Pond' HCC/AOS (<i>stapelioides</i> x <i>ovatiloba</i>)		Jesups	i,g
<i>Specklinea digitalis</i> syn. <i>Pleurothallis</i>		Jesups	i,g
<i>Tolumnea</i> Apple Hollow 'Fox Den Hollow' HCC/AOS (Ash Hollow x Sycamore Hollow)		Jesups	i,g
<i>Vanda</i> Crownfox Black Forest 'Decadent' (Pachong New Land x Pimsai)		J. Hampton	w-i,g/l



Vanda Manuvadee 'Sky' AM/AOS
(*Pompimol* x *coerulea*)

J. Hampton

w-i,g/l

Vanda Robert's Delight 'Black' AM/AOS
(Kasem's Delight x Madame Rattana)

J. Hampton

w-i, g/l

Zootrophion Pink Banana
(*vulturiceps* x *dodsonii*)

Jesups

i,g

Culture is as noted:

c – cool
w – warm
ws – windowsill

i – intermediate
g – greenhouse
l – lights



Miltoniopsis Tristar Knight 'Yung Hsin'
(Monterey Bay x Chris Ellis)

Brought to Show Table by John Hampton



Lovely assortment of *Masdevallias*
Brought to the Show table
By Phil & Ann Jesup

News, Notes & Happenings

In memoriam: Phyllis Kuekes ~ Long time member Phyllis Kuekes passed away recently. Most of you may not remember Phyllis but you do know her son, Larry. For quite a few years now, Phyllis had been living in North Carolina. Larry would renew her membership every year so that she could continue to enjoy the newsletter. Rest in peace, Phyllis and may you be surrounded by fields of heavenly orchids.

*Important
DATE!*

COS Annual Picnic July 10th from noon to 4:00pm, rain or shine at Farmington Senior Center, 321 New Britain Ave., Unionville (our regular monthly meeting location). Special guest Bob Fuchs of R.F. Orchids, Homestead, FL will be giving a presentation about Vandaceous Intergenerics. As usual this will be a pot-luck affair. Bring your favorite dish and please remember to bring enough to share. COS will provide beverages, paper goods and utensils. As well as use of the meeting room, we may also set up tables and chairs outdoors. Don't forget children are welcome, and why not bring a guest, too!



(On left) New members Frances and Duncan McDougall pick out an orchid from the sale table.

(On right) It was nice to see Doris and Joel Abramson at the May meeting. They are long-time members whom we don't often get to see.



Out Reach Programs



Sharon SmithDelisle conducts the 3rd annual Basic Orchid Growing lecture at Hollandia Nurseries, Bethel, CT on April 9th.



Potting Clinic ~ June 11th, 10 am—2 pm, Nutmeg Wine & Spirit Shoppe, Sherman Village Plaza, Woodbury, CT. COS will conduct its second annual potting clinic in

the same location as last year. Many thanks to Mary Rampone for graciously extending another invitation to use her vacant commercial rental property again. This year we will hold one lecture which will be a hands-on demonstration by a COS member showing the dos and don'ts of repotting, followed by a Q & A session. The public is invited to bring their orchids for repotting between 10:00 am and 2:00 pm. The repotting demonstration will begin at noon. COS will provide the potting media and the manpower. Customers should bring their plants and clean, suitable pots. There is a repotting charge of \$5.00 ea. for plants in pots under 5" in diam. And \$10.00 for plants in pots over 5" in diam. Large specimen size plants will be charged on an individual basis dependent upon the size of the pot and how root-bound the plant may be.

Basic Orchid Growing Class ~ Southbury Library, 100 Poverty Rd., Southbury, CT , July 8, 12:30 pm. A COS member will be conducting the class.



Editor's Note: After dedicating many decades of his life volunteering for COS, honorary life member Larry Kuekes finally realized one of his dreams when he retired and moved to Hilo, Hawaii. Larry is the author of our regular monthly Beginner's Column that appear every month in this newsletter as well as being the previous editor of the newsletter for many years. With more time on his hands these days, we hope to see many more letters from Hilo about Larry's adventures with warm weather orchid growing.

Dear COS Friends,

Well, here I am in Hilo, Hawaii, and I'm pretty well settled in. I didn't bring any orchids from Connecticut, because that requires getting phytosanitary certificates, which wasn't worth the hassle. Besides, many of my former orchids were cool-growing, and in Hilo I now have the opportunity to grow the warm-growing varieties that I couldn't grow in my cool-to-intermediate sunroom in Connecticut.

So I'm rebuilding my orchid collection from scratch. It's up to 42 plants now. The advantage of the Hilo climate is that it's warm year-round (nights in the 60s, days in the 70s or 80s) and rainy (frequent showers, but usually sunny in between), so you just grow your orchids outdoors. Many people here attach orchids to trees and ignore them, and the orchids seem to do fine -- that's pretty much how they grow in nature.



One of these days I intend to build a proper screen house or lath house to give the orchids the partial shade that they like, but for now most of them are growing on a temporary arrangement of wire shelving outdoors covered with window screening for shade. Some orchids will grow in full sun in the garden here, and I've acquired a few of

those. One such is *Arundina graminifolia* (see picture), known as the bamboo orchid. It has bamboo-like stems and flowers that look like miniature *Cattleyas*. It actually grows as a weed in Hawaii -- you see it growing beside hiking trails. I found it at the Home Depot garden center growing as a weed in a pot that was supposed to be something else. They let me have it for \$5.



I've also attached two pictures of orchids that I'm trying to grow here which I had grown unsuccessfully in Connecticut. The first is *Psychopsis* Mendenhall 'Hildos' FCC/AOS. I tried to grow its parent, *Psychopsis* (formerly *Oncidium*) *papilio*, in Connecticut a couple of times but always killed it. This is the species which is supposed to have started the orchid-growing craze in England in the 1800s, with its exotic, butterfly-shaped flower. Here in Hilo it has already re-bloomed once from the old spike, which is a good sign.



They say never cut off the old flower spikes, because *Psychopsis* will continue to bloom from the same spike for years.

The second is *Rhyncholaelia digbyana*. This species, formerly named *Brassavola digbyana*, is the B in almost all *Blc.* cattleya hybrids. (Note -- they are all being renamed now, since the taxonomists have changed their minds about what is a *Cattleya*, a *Laelia*, etc. -- but that's another story.) The photo is a close-up of its incredible fringed

lip. It tends to impart a frilly lip to its hybrids, but not one of the thousands of *Blc.* hybrids has the magnificent deep fringe of the parent species.

I also tried to grow this species in Connecticut and succeeded in blooming it once, but it didn't survive a second year. We'll see if I can re-bloom it here in Hawaii. Both these orchids come from the Caribbean region -- *Psychopsis* from Trinidad, and *Rhyncholaelia digbyana* from the Yucatan -- so hopefully they should do well in my warm climate.



Larry Kuekes



A Touch of Class ~ Beautiful Art from the Past



Vanda Manuvadee by Diane McElwain
(Reprinted from the AOS magazine *Orchids*, May 2006, pg. 366)

Beginner's Corner

Editor's note: These columns were written by our previous editor Larry Kuekes and were run quite regularly over the past years. Larry's perspective is refreshing and some of our new members may welcome this introductory advice.



Larry Kuekes

summer vacation By Larry Kuekes

In May, when frost danger is past, it's time to put your plants outdoors. It's a vacation for them, and for you too, since they're easier to care for outside. If you grow indoors, nothing will make a bigger difference in getting them to bloom.

Location. Dr. Ben Berliner once suggested I summer my orchids in a spot with dappled sun all day, such as under high-branched trees. Unfortunately, my trees are maples, which cast shade so deep that grass won't grow. I ended up using an east-facing porch, which gets full sun all morning and shade from noon on. It works fine. Try to find a spot, which at least gets shade in the heat of the day. If you're ambitious, you can provide your own "dappled shade" with a lath structure or window screening (double thickness).

Light. The difference in light levels between outdoors and a windowsill, to say nothing of under lights, can have an amazing effect on your plants. One of my first orchids was SLC Jewel Box 'Dark Waters'. I bought it in flower. Then, on a windowsill for the next two years, it just grew leaves. Finally I put it, and most of my other orchids, outside on my porch. That winter my Jewel Box bloomed profusely. From then on I've been putting almost all of my orchids outdoors in the summer.

Leaf burn. Leaf burn isn't much of a danger outdoors. The heat can't build up like it does in greenhouses. Just use common sense. Don't put your orchids in full sun all day, and put the cooler-growing types in back of the sun-lovers.

Watering. Outside, you don't have to lug your plants to the sink to water them. This alone is a prime reason for summering them outdoors. Because of more sun and natural winds, they will dry out much faster than inside. Inside most of my plants get watered once or twice a week. Outside I water every plant every day. They dry fast enough that the medium doesn't decompose excessively.

Fertilizing. Because the orchids are growing faster outdoors, and because of the frequent watering, you should fertilize more often. I fertilize once a week outdoors.

Temperature. There is a much larger day-night temperature difference outdoors, as well as a lower night minimum most of the time. Both are highly beneficial for all orchids. Only during heat waves would cool growers (like odontoglossums) do better inside in your air conditioning or your basement. Also, many varieties are encouraged to set spikes by leaving them outside in the fall until the night temperatures get down to 50.

Pests. My porch is several steps above the ground, which seems to foil slugs and crawling insects. Last summer a bug chewed through a developing spike on my *Doritis pulcherrima*. That's been the only problem in four summers. *(First appeared in May 1989)*



Gordon W. Dillion

Summer

Orchid Care

A regional guide to the basics in the United States

Northeast

For most of us in the Northeast, summer allows us to relax from the anxieties of living in a cold climate. During the winter, thoughts of greenhouse growers focus on what to do if the heating system fails and how to keep the humidity from dropping. Summer is a time for change.


After the last chance of frost has past, many orchids can be moved outside into a lath house. This includes cattleyas, dendrobiums, epidendrums, oncidiums, catasetums and mormodes, among others. Pahiopedilums and phalaenopsis are best left indoors, but if you choose to place them outside, orient them so water does not accumulate in the crown (center of the leaves).

For orchids grown beneath lights, the new natural surroundings compensate for the artificial conditions which the plants endure for most of the year. The stronger light, the constant breezes and the rain infuse the orchids with extra energy.

Situate orchids according to their light requirements, and remember to acclimate them gradually to the increased light.

Take the time to examine each orchid and determine what special care it might need. For example, now is an ideal time to repot many phalaenopsis. Increase the doses of fertilizer and include manure tea, which is easier to apply to plants growing outdoors.

To make manure tea, fill one panty hose leg with dehydrated manure, tie a knot in the top and place it in a five-gallon pail set in the sun. Fill the vessel with water, put a lid on top and secure it with a brick. Allow the brew to ferment for one or two weeks. The riper it gets the better. Dilute at the ratio of one cup manure tea to one gallon of water and apply it in the morning when the fumes are less intense.

Manure tea is compatible with Slugit, which combats snails and slugs, and Sun  Spray oil, a non-toxic mineral oil that controls insects by smothering them. These

can be mixed together to reduce work and sprayed on the orchids.

By July we have gradually moved the cymbidiums into full sun. But the miltoniopsis are kept in the shade, low to the ground, but not directly on it, where it is cooler and they receive ample air movement.

Insects are less of a problem outdoors than in the greenhouse. The orchids harden off and resist their attacks. But take appropriate measures to prevent damage from slugs and snails.

Inside the greenhouse, swing into action. Remove algae from fiberglass and any other glazed surfaces. On a cloudy morning we wet the glass with water, then with a pump sprayer, spray on Physan and wait for 30 minutes. Then we take a garden hose with a strong force nozzle, wash the glass down and remove any stubborn stains with a soft brush.

Repair benches and caulk any cracks, then begin a general clean-up. Scrub benches, clean floors, repair fans, check to make sure weather-stripping is secure and the heaters are operable.

The only trouble in the Northeast is that the summer is over before all of the chores are finished. Did I say relax? —*Rita Cohen*

Editor's note; This article is an excerpt from a longer piece titled Summer Orchid Care that was printed in the AOS magazine, Bulletin, June 1993, pgs. 622-629. Only the section regarding the Northeast is reprinted here.

Trivia Fun

in the mood to try a new summer recipe?

Why not add some orchid blossoms to your favorite curry. In Bhutan, *Cymbidium hookerianum* flowers are cooked in a spicy, curry stew called "Olatshé" or "Olachoto". It is said that the orchid flowers give the curry a slightly bitter flavor, which is a nice compliment to the spicy, hot flavor of the stew.



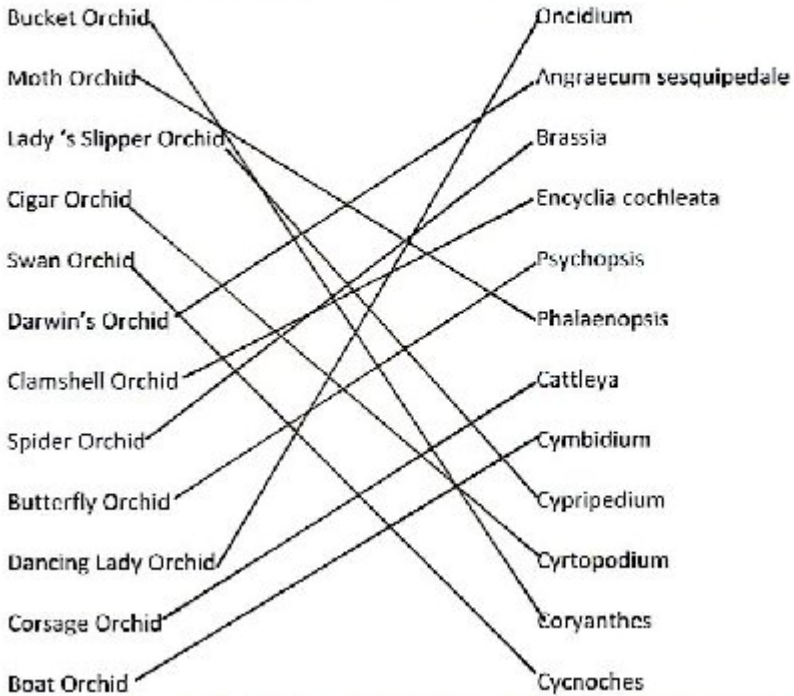
Cymbidium hookerianum
Photo courtesy of Wikipedia

In the southern highlands of Tanzania, Africa, *Chikanda*, a meatless sausage is all the rage. While it has always been a favorite food of the local villagers, high-end bars and restaurants in major cities have recently started serving *Chikanda* as an appetizer/snack food. *Chikanda* is made from ground up terrestrial orchid tubers that are mixed with spices and then roasted. The *Chikanda* pictured at right is made from the *Satyrium atherstonei* orchid; one of about seven terrestrial orchids found in Tanzania.



Chikanda, meatless sausage
 Photo courtesy of Challe Price
www.ncbi.nlm.nih.gov/pubmed/20021656

Answer key to last month's Nickname nonsense!



Marketplace

Need some supplies for repotting? As a new service to our members COS now offers a wide range of supplies at our new Sale Table. Supplies may be ordered in advance, but must be picked up at a monthly meeting. Prices are only slightly above wholesale, no taxes and no shipping fees—what a deal!

COS Potting Supplies Price List

Basket—4” square slat w/hanger	\$3.00/ea.
Charcoal chips (4 scoops/bag)	\$2.00/bag
Coconut Husk (medium size chips) ½ cu. Ft.	\$10.00/bag
Coco Tek Coir 150 g. bag	\$5.00/bag
Dyna-grow fertilizer Grow 8 oz.	\$7.00/ea
Dyna-grow fertilizer Bloom 8 oz.	\$7.00/ea.
Grow More Orchids Food 1.25 lb.	\$6.00/ea.
Hydro rocks (one gallon bag)	\$3.00/bag
Mesquite slabs for mounting orchids	\$1.00 /ea.
Orange Guard Insect Spray 32 fl. oz.	\$9.00/bottle
Orchid Bark mix (Cattleya/Dendrobium/Oncidium) 2 gal.	\$5.00/bag
Orchid Bark mix(Cymbidium/Phalaenopsis) 2 gal.	\$6.00/bag
Orchid Bark—small 2 cu. ft.	\$25.00/bag
Orchid Bark – medium 2 cu. ft.	\$25.00/bag
Orchid Bark mix (cattleya/Dendrobium/ Oncidium) 1 cu.ft.	\$20.00/bag
Orchid Bark mix (Cymbidium/Phalaenopsis) 1 cu. ft.	\$22.00/bag
Physan 20 plant insecticide 8 fl.oz.	\$10.00/ea.
Plant labels (set of 25 yellow or white)	\$ 3.00/set
Pots – round, green, plastic 4 ½ “ (set of 10)	\$ 4.00/ set
Pro-Teckt plant fertilizer 8 oz.	\$ 7.00/ea.
Rhizome clips—large	\$ 0.50/ea.
Rhizome clips – small	\$ 0.25/ea
Shagnum moss – ¼ lb. block	\$ 8.00/ea.
Superthrive Vitamins-hormones ½ fl. oz.bottle	\$ 3.00/ea.
Thermometer – digital min/max.	\$22.00/ea.
Tree Fern (medium) ½ cu. ft.	\$ 3.00/bag
Water breakers	\$ 5.00/ ea.

How we measured quantities:

¼ cubic foot mix or bark will fill approximately:

(15) 4” pots

(8) 5” pots

(5) 6” pots

(3) 7” pots

(2) 8” pots

Contact Cheryl Mizak at (203) 264-6096 to preorder.



Join us for the annual:

INTERNATIONAL PHALAEOPSIS ALLIANCE "FOCUS ON PHALS" DAY

Co-hosted by the New Hampshire Orchid Society

Saturday, September 10, 2011

Bedford Town Hall, Meetinghouse Road, Bedford, NH

In conjunction with the monthly New Hampshire Orchid Society meeting, IPA is pleased to present a great Speakers' Day Focusing on Phalaenopsis. This day-long event will include our keynote speaker, Norman Fang of Norman's Orchids, Vice President of the AOS and a Regional Director of IPA, who will cover in depth culture, especially as it relates to growing in mass. Joining him will be Carlos Fighetti, IPA Vice President and Immediate Past President of the AOS, examining Phal species and their Variants, and Carri Raven-Riemann, Past IPA President and current Regional Director, sharing some of the newest directions in breeding as seen in Taiwan.

The day will also include reviewing the traditional New Hampshire show table (with AOS judging), a roundtable discussion group and a mini auction. The Registration Fee of \$10 covers the cost of morning refreshments and a light lunch. We invite all orchidists, IPA members & non members alike, to join us for this very special Speakers' Day. Guest vendors will include: Norman's Orchids, the orchidPhilo and Kelley's Korner Orchid Supplies.

PROGRAM SCHEDULE:

9:30 - 9:45 am	Morning Refreshments & Sales Tables Open
9:30 - 10:15 am	Carlos Fighetti: <i>Phal Species & Their Variants - Are They or Not?</i>
10:30 - 11:15 am	Carri Raven-Riemann: <i>The Best & the Brightest - New Breeding in Taiwan</i>
11:15 - 11:45 am	Mini Auction (to raise funds for future meetings)
11:45 - 12:45 pm	Lunch Break & Sales Tables Open
12:45 - 1:30 pm	Review of the Show Table
1:30 - 2:15 pm	Norman Fang: <i>The Changing Face of Mass Culture: Tips for Success</i>
2:15 - 2:45 pm	Roundtable Discussion with the Speakers
2:45 - 3:30 pm	Open AOS Judging & Sales Tables Open

*** PLEASE NOTE - NEW THIS YEAR - EARLY PAID REGISTRATIONS BY SEPT. 2 ARE REQUIRED !
NHOS members ONLY: Please make your reservations with: charles.caslar@comcast.net
Registrations for non-NHOS members must be received & paid for by September 2. We regret that we will be unable to accommodate late registrations after that date due to limited space.

For further information contact:

New England Regional Director: Carri Raven-Riemann at carri_raven@norton.com or (203) 329-7255

New York Region Director: Marilyn Shapiro via slshap23@juno.com or (212) 831-3076

New Jersey/Pennsylvania Regional Director: Mitch Paroly at mitchp@aol.com or (215) 943 7516

Mid-Atlantic Regional Director: Les Werner at leswer@verizon.net or (410) 733 0766

Additional information is also available on the IPA Website (www.ipa.org)

Directions to Bedford Town Hall: <http://www.nhorchids.org/index.php?page=monthly-meeting-directions>

**** We strongly recommend carpooling for this event since parking is extremely limited ! ****

NON-NHOS MEMBERS' REGISTRATION FORM: Must be received no later than September 2, 2011
IPA/NHOS "Focus on Phals" for Saturday, September 10, 2011

NAME: _____ TELEPHONE: _____
ADDRESS: _____ CITY: _____ STATE: _____ ZIP: _____
E-MAIL: _____ HOME ORCHID SOCIETY: _____

Enclosed is my check for _____ registration(s) at \$10 each (payable to IPA)

Send form with check to: IPA, c/o Marilyn Shapiro, 235 East 37th Street, Apt 5L, New York, NY 10128

Vendor Pre-Orders (lists available after Aug. 22) - Please mention "IPA Regional Pre-Order" in subject line:

OrchidPhilo: orchidphilo@optimum.net (list available after August 22)

Norman's Orchids: norman@orchids.com or www.orchids.com

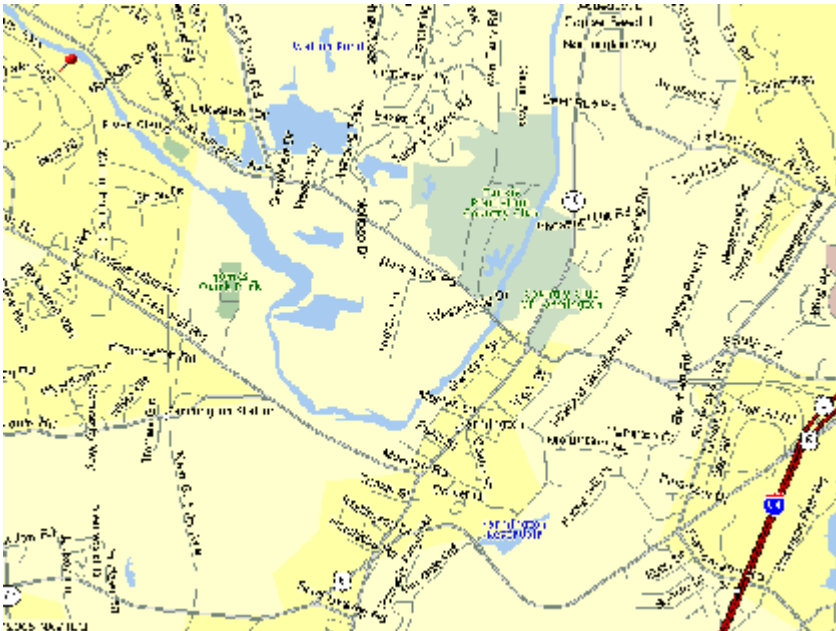
Kelley's Korner Orchid Supplies: kto@kkornerid.com or www.kkornerid.com

Directions to Farmington Senior Center 321 New Britain Avenue, Unionville, CT

From the North or East: Take I-84 west from Hartford to exit 38 (Rt. 6). Proceed west. Turn right onto New Britain Ave. Farmington Senior Center is at 321 New Britain Avenue next to the police station.

From the South: Take Rt. 9 north to I-84 west. Proceed as above.

From the West: Take I-84 east to exit 37 (Fienemann Rd.). Turn left on Fienemann Rd., go over the highway, then turn left onto Rt. 6. Follow Rt. 6 west. Turn right onto New Britain Ave. Farmington Senior Center is at 321 New Britain Ave. next to the police station.



Connecticut Orchid Society Membership Application

Name: _____

Address: _____

Tel. # _____ E-mail: _____

(Information provided to the Connecticut Orchid Society is not sold, shared or given out)

Membership choice: Single \$20/yr. * Family \$25/yr. *

Single Lifetime Membership \$200

Family Lifetime Membership \$250

Newsletter delivery preference: U.S. Mail E-mail

* Please include an additional \$10 fee for postage costs for U.S. mail delivery of your newsletter. E-mail delivery is free of charge, please provide your e-mail address above.

At this time I would only like to receive the next three newsletters & directions to the meetings.

-----Fold Here-----

- Complete the information required above.
- Tear this form out of the newsletter.
- Fold in half.
- Insert your check payable to : “Connecticut Orchid Society”, for membership amount.
- Tape on three sides.
- Mail to COS (Address is printed on the back of this form) .

Membership includes the monthly COS newsletter, monthly meetings Sept. through June with a featured speaker or educational activity, a vote at the annual election of the Board of Directors, opportunities to volunteer for many exciting orchid related activities, and COS sponsored field trips, clinics & shows. Join us!! You’ll be glad you did.

First
Class
Stamp
Here

Connecticut Orchid Society, Inc.
c/o Mary Rampone, Membership Chair
53 Barbara Lane
Woodbury, CT 06798

