



Connecticut

Orchid

Society

Newsletter

Affiliated with the American Orchid Society

October 2011

52 Years & Growing

Next Meeting

Date: Wednesday, Oct.12, 2011

Time: 6:30 P.M. "Orchid Health Department" help session starts.
7:00 P.M. Socializing begins. Show & Sale Tables open.
7:30 P.M. Business meeting begins followed by the featured event.

Place: Farmington Senior Center
321 New Britain Ave.
Unionville, CT

(See pg. 29 for map & directions.)



Program: **Jewel & Painted Leaf Orchids:**
An Exotic World Where Orchids are Grown
More for Their Attractive Foliage Than for Their Flowers
Presented by Leon Glicenstein, Ph.D.

Contact us

Write Connecticut Orchid Society, Inc.
P.O. Box 198, Farmington, CT 06034-0198

E-mail Co-President Jim Michlewski president@ctorchids.org
Co-President Cheryl Mizak president@ctorchids.org
Web Master Deidra Crewe dcreweorchids@yahoo.com
Editor Sharon SmithDelisle editor@ctorchids.org

Connecticut Orchid Society (COS) is an incorporated non-profit 501 (c) (3) organization founded in 1959. Please consider making a charitable contribution to COS. Most donations made to COS are tax deductible.

**COS Membership Information : \$20/yr. Individual \$25/yr. Family
New category: \$200 Individual or \$250 Family Lifetime Membership (never pay dues again!)**

**Contact Membership Chairperson Mary Rampone at (860) 649-7952 for more details.
A membership application is located on pg. 30 for your convenience.**

Connecticut Orchid Society Mission Statement

The Connecticut Orchid Society is an incorporated, non-profit association for the preservation and extension of knowledge concerning the conservation, ecology, science, cultivation, hybridization, appreciation and uses of orchids; and to carry on such activities as may be necessary or desirable to effectuate such purposes.



Inside this Issue --- Oct. 2011 Volume LI | Issue VIII

REGULAR FEATURES

Next Meeting/Contact Us.....	1
COS Membership Information	1
COS Mission Statement.....	2
Newsletter Table of Contents.....	2
COS Officers and Posts — 2011.....	3
Mentor List.....	3
Calendar of Coming Events	4
AOS Corner.....	5
This Month's Featured Event	6
Presidents' Message.....	12
Monthly Meeting Minutes & Meeting Photos	13—14
Show Table & Photographs.....	15 —16
News, Notes & Happenings.....	17 — 18
Out Reach Programs.....	18
Notice of Treasurer's Report.....	18
Website News~ Greetings from Cyberspace, by Deidra Crewe.....	20
Market Place.....	26— 27
S.E.P.O.S. Auction Announcements.....	28
Map and/or Directions	29
Membership Application.....	30

SPECIAL FEATURES

Jewel orchids: Growing for Foliage, by Jim Freeman.....	7 — 11
Letters from Hilo, by Larry Kuekes.....	19 — 20
A Touch of Class—Beautiful Art from the Past: <i>Anguloa ruckeri</i>	21
Tips & tricks: Staking Your <i>Phalaenopsis</i> by Ned Nash.....	22
Monthly Orchid Care: October, the Sweetest Day, by Thomas Miranda.....	23 — 24
TriviaFun: <i>What is a corked?</i> And solution to last month's crossword puzzle.....	24— 25
From the Archives <i>..the way we were</i>	25

Connecticut Orchid Society Officers and Posts -- 2011

CO-PRESIDENTS	<i>Cheryl Mizak & Jim Michlewski</i>	(203) 264-6096
VICE-PRESIDENT	<i>Cheryl Mizak</i>	(203) 264-6096
TREASURER	<i>Judy Arth</i>	(866) 633-2876
DIRECTOR -AT- LARGE	<i>Dottie Kern</i>	(860) 283-8956
DIRECTOR -AT- LARGE	<i>Roger Heigel</i>	(203) 757-2292
RECORDING SECRETARY	<i>Carla Koch</i>	(203) 272-8121
MEMBERSHIP CHAIRPERSON	<i>Mary Rampone</i>	(203) 263-2831
CORRESPONDING SECRETARY	<i>Sharon SmithDelisle</i>	(203) 744-1849
EDITOR, LIBRARIAN/HISTORIAN	<i>Sharon SmithDelisle</i>	
AOS REPRESENTATIVE	<i>Sam Hinckley</i>	(860) 688-0943
CONSERVATION CHAIRPERSON	<i>Vacant</i>	—
SPECIAL EVENTS COORDINATOR	<i>Cheryl Mizak</i>	(203) 264-6096
REFRESHMENT CHAIRPERSON	<i>Judy Becker</i>	(860) 435-2263
WEB MASTER	<i>Deidra Crewe</i>	(973) 853-8442

Mentor List

The following COS members are available to answer your culture questions and help you with any orchid growing problems you may have:



Judy Becker judybecker40@att.net (860) 435-2263 (8:00--8:00 pm) Greenhouse growing methods: Wide variety of species & hybrids

Sam Hinckley samuelhinckley@comcast.net (860) 688-0943 (After 7:30 pm) Windowsill growing methods: Species & hybrids

Jeffrey Richards Jeffrey.richards@snet.net (Contact anytime).
Greenhouse growing methods: Specializing in Paphiopedilums.

Sharon SmithDelisle editor@ctorchids.org (203) 744-1849 (Contact anytime)
Under lights & windowsill growing methods: Bulbophylums, Cymbidiums, Dendrobiums, Paphiopedilums, Miltoniopsis & mixed genera.

David Tognalli dtog54@sbcglobal.net (860) 521-7249 (Contact evenings & weekends) Windowsill & outdoor growing methods: Warm growers, Cattleyas, Dendrobiums & mixed genera.



Membership Policy

Membership is open to anyone interested in orchids. Members join the Society by payment of annual dues. Memberships may be individual, student, family, life or honorary. Honorary membership is for life and is made by nomination of the Board of Directors and majority vote of the membership present at a regular meeting.

Upcoming Events



- Oct. 12 Connecticut Orchid Society Monthly Meeting: Leon Glicenstein will give a presentation on Jewel Orchids & Painted Leaf Orchids. Plants will be for sale. 7:30 pm, Farmington Senior Center, 321 New Britain Ave., Unionville, CT
- Oct. 15 S.E.P.O.S. Auction: Doors open 9:00 am for preview, auction begins at 10:00 am to 4:00 pm. Martha Washington Building at Freedoms Foundation, 1601 Valley Forge Rd. (Rt. 23), Phoenixville, PA 19460. Visit www.sepos.org for more details. (See flier on pg. 28 of this newsletter.)
- Oct. 21 ~ 23 Connecticut Orchid Society Annual Show & Sale: Orchid Harvest, Van Wilgen's Garden Center, 51 Valley Rd., North Branford, CT. Orchid plant and merchandise vendors, educational lectures, beginner orchid growers' booth, refreshments, etc. \$5.00/ea. Admission.
- Nov. 9 Connecticut Orchid Society Monthly Meeting: "Semi-Hydroponics" presented by First Ray's Orchids, 7:30 pm, Cheshire Senior Center, 240 Maple Ave., Cheshire, CT.
- Dec. 10 Connecticut Orchid Society Holiday Party & Mini-Auction: 7:00 pm, Farmington Senior Center, 321 New Britain Ave., Unionville, CT.
- Jan. 11 Connecticut Orchid Society Monthly Meeting: J & L Orchids, Easton, CT will give a presentation. Topic to be announced, 7:30 pm, Cheshire Senior Center, 240 Maple Ave., Cheshire, CT.
- Feb. 8 Connecticut Orchid Society Monthly Meeting: TBA, 7:30 pm, Farmington Senior Center, 321 New Britain Ave., Unionville, CT.
- Mar. 14 Connecticut Orchid Society Monthly Meeting: TBA, 7:30 pm, Cheshire Senior Center, 240 Maple Ave., Cheshire, CT.
- Apr. 11 Connecticut Orchid Society Monthly Meeting: Presenting Andy's Orchids, San Diego, CA. Topic to be announced. 7:30 pm, Farmington Senior Center, 321 New Britain Ave., Unionville, CT.
- May 9 Connecticut Orchid Society Monthly Meeting: TBA, 7:30 pm, Cheshire senior Center, 240 maple Ave., Cheshire, CT.
- June 13 Connecticut Orchid Society Monthly Meeting: TBA, 7:30 pm, Farmington Senior Center, 321 New Britain Ave., Unionville, CT
- Sept. 12 Connecticut Orchid Society Monthly Meeting: TBA, 7:30 pm, Cheshire Senior Center, 240 maple Ave., Cheshire, CT
- Oct. 10 Connecticut Orchid Society Monthly Meeting: Hadley Cash of Marriott Orchids, NC will give a presentation. He will bring plants for sale. Topic will be announced. 7:30 pm, Farmington Senior Center, 321 New Britain Ave., Unionville, CT.

As I write this, summer is winding down. AOS has had a busy summer and this AOS Corner is devoting it's time to a few of the newer projects that were developed over the last few months. First, I hope you have had an opportunity to check out the new AOS website (www.aos.org). Some of the projects discussed below are featured prominently on the website. In addition, if you are an individual member be sure to register and log in for access to the member's only section which is growing daily. You may also edit your individual profile, manage your membership and any individual membership add-ons. If you are not an individual member in the AOS, check out the benefits of being part of us and join.

[Myrtle Head Savanna Conservation Project](#) The AOS is working with The Nature Conservatory (TNC) to assist them with a management project TNC owns in North Carolina known as the Myrtle Head Savanna, a part of the ecologically rich Green Swamp. This is a remarkable and ecologically important area in which our collective support can help to resuscitate and sustain a critical habitat for native orchids, as well as numerous other plant and animal species. AOS has a goal to raise \$10,000.

I hope that you as individuals or your society as a group will be able to support this effort generously and be able to take pride in protecting orchids in the wild. To support this project, go to the AOS webpage (www.aos.org) and there is a tab marked "Myrtle Head Savanna" on the home page. This page has more information and instructions on giving. You do not have to be a member of AOS to support this project. Even small amounts add up to large numbers when it comes to conservation!

[Orchid Photo of the Week](#) Do your friends and family tell you how beautiful your photos of your orchids are? Do you think they deserve recognition? Do you have what it takes to go up against the very best? Then maybe it's time for you to submit something to "Photo of the Week". Give it your best shot! Each week one image from the Flickr® group, Orchid Photo of the Week, will be featured on the website homepage of the AOS. The very best will be selected for a feature in Orchids magazine. Be sure to read the complete instructions here. And remember, we are looking for the cream of the crop of orchid photography. So fire up your digital camera and get shooting!

- Susan Taylor




October's Featured Event

Jewel and Painted Leaf Orchids; An exotic world where orchids are grown more for their attractive foliage than for their Flowers.

Presented by Leon Glicenstein, Ph. D.

We all know of
from his fame at
Orchid Company
He joined Hoo-
had the fabulous
work as a
many new hy-
Pleruothalides,
Gongoras and of
favorites, the
Since the demise
has been con-



Dr. Glicenstein
the former Hoosier
in Indianapolis, IN.
sier in 1998 and
opportunity to
breeder creating
brids of
Zygopetaines,
course his personal
jewel orchids.
of Hoosier, Leon
sulting with other

orchid companies on growing orchids from seed. At present he is working on a huge project photographing orchids in situ in Ecuador and Peru.

What you may not know is that Leon is a strong conservationist and was the past chairperson of the American Orchid Society's Conservation Committee. He represented the AOS at the international conservation meeting in Costa Rica in 2007. Dr. Glicenstein has photographed many of the orchids in the Northeastern United States, Florida, and ALL of the orchids in California, where he located some taxa not formerly known to exist there. He lectures on numerous conservation oriented programs both nationally and internationally, showing orchids growing in their native habitats. Leon has been an invited guest speaker at both the Vancouver and Miami World Orchid Conferences.

Leon began growing orchids in 1954. He has advanced degrees in chemistry and horticulture, with an emphasis on plant breeding, cytology and cytogenetics.

Please join us for an exciting evening. Dr. Glicenstein will be bringing plants for sale. Please see pg. 27 if you would like to place a pre-order.

(Information for this biography was provided by Dr. Glicenstein)

Jewel Orchids: Growing for Foliage

By Jim Freeman, Brooklyn, NY

Orchids grown primarily for their leaves? Sure, I got a bunch of them that haven't bloomed in years, so I'm growing them for the foliage! But seriously, folks; though many of us may have counted a *Ludisia* (old name: *haemaria*) *discolor*



Ludisia discolor

among our first orchids, the very idea of growing orchids for their foliage display rather than their flowers somehow goes against the grain of orchid growing. For that reason, jewel orchids have long remained hidden gems, so to speak. They achieved brief popularity in the late 60s and 70s when gardening under lights became a fad, but mostly remain a sideshow to orchid flowers rather than a respectable group on their own.

There are two very good reasons why the situation is about to change, though. The first is that, during times of high energy costs, people tend to gravitate towards orchids that are smaller and have lower light requirements, so in this age of astronomical heating bills, don't be surprised to see more vendors offering jewel orchids. The second is that a few nurseries are introducing new species and hybrids, and a number of these push the concept of jewel orchids in new directions; renowned orchidist Harold Koopowitz coined the phrase "jewel and painted leaf orchids" to describe the full range of orchids with attractive leaves. Even without these two global factors, there is plenty for home growers to like about jewel and painted leaf orchids. Many are minis or compact in habit: a whole collection of jewel orchids takes up a small space, even in a crowded apartment. Most grow in low light conditions; you can put them in places too dim for other orchids and they'll do just fine. Finally, as long as you know their growing likes and dislikes, they're easy to maintain, and some are extremely easy to propagate. A few even have pretty flowers — but that's just an extra.

Jewel Orchids Species

The original "jewel orchids" are a number of small, spreading terrestrial species of the subtribe *Goodyerinae* from Southeast Asia and the Pacific Islands, which grow on the floor of damp jungles among leaf litter and moss. Their leaves, particularly the veins, have a bright, almost electric glow to them, hence the "jewel" name. The most familiar, the aforementioned *Ludisia discolor*, has been in cultivation for over a hundred years and comes in a number of leaf patterns. The most common, var. *dawsoniana*, has very dark green, almost black, velvety leaves with luminous red veins. I keep expecting to see a picture of Elvis appear on one but it hasn't happened yet. Var. *nigrescens* is similar, but with only a single, central red vein on each dark leaf for an understated yet dramatic look. Var. *alba* has green leaves with very



veins in a more netted pattern and is generally smaller than the other varieties in leaf and habit. Ludisias spike during winter, and bear many 1/4 " white flowers, attractive in their own right especially on a specimen plant with multiple spikes. But wait, there's more! A newly discovered cultivar of var. nigrescens, names 'Ambrosia' received a JC/AOS for its fragrant flowers, which may explain old reports that Ludisias are fragrant; though all the varieties I've smelled so far are not.



Mac. petola


Perhaps the next most common genus is Macodes. Mac. Petola, with shining green leaves laced with sparkling veins that look like lightening in the bright light, is a popular species. Macodes sanderiana, a closely related species, can be distinguished by the wavy edges on the leaves. There is a legend about this orchid, told in Borneo, that a goddess decided to visit the local mortals one day and came down from the sky, wearing her shining cloak. The villagers were scared of her supernatural appearance, and

in a sad comment on human nature, tried to kill what they feared. As the goddess ran away, a few threads from her cloak caught on a rock and turned to Macodes plants. Some of the calmer villagers noticed the plants and brought them back to their temple, where they promptly died (a cautionary tale to tell all orchid growers!) But when the villagers prayed to the goddess, she came back bringing new plants with her. Whether their origin is truly divine or not, Macodes are true minis and small specimens in particular need attention so that they neither dry out completely nor get their tiny roots waterlogged, which will result, as the story tells us, in swift death. Patience, however, is rewarded with one of the best foliage displays around.

Dossinia is next on the popular scale; Doss. Marmorata has been around for awhile, but is not commonly grown; wild-collected plants proved difficult to grow. However, Dr. Glicenstein reports that newer seed-grown specimens are much easier to cultivate, and that's good news; this is a gorgeous orchid with dark green leaves veined with iridescent gold. Flowers are insignificant, but with these leaves; who needs'em?



Doss. marmorata

If any genus can outshine Macodes and Dossinia, it is Anoectochilus. A group of about 35 species with some of the most fantastic leaf patterns ever; mostly dark greenish-red background with bright gold or copper veins. Anct. Burmannicus, aka chapaensis has the added bonus of bright yellow flowers, a change of pace from the usual white. Several of the species have interesting fringes on a 



Anct. Burmannicus aka chapaensis

divided white lip which makes the flowers look like tiny winged insects!

The final important genus for jewel orchids is *Goodyera*, a pan-global genus that includes hardy species native to North America and temperate Asia as well as tropical species. Typically growing a rosette of white spotted or marked green leaves, the flowers are usually small and not showy. *Good daubeniensis* from Taiwan is a well-known representative of the tropical species; *Good hispida*, from the Himalayas, has tiny crystalline hairs inside the flower nectary. *Good. Katanya* from India has satiny green leaves.



Good. hispida

A tip from Dr. Glicenstein for those going hiking in the Western states, straight out of Native American and frontier folklore: several *Goodyera* species are said to be effective at curing venom, perhaps courtesy of their snakeskin-like leaf markings. The procedure is simplicity itself; if you're bitten, just grab the snake and make it bite itself, then let it go— it will head for the nearest *Goodyera* plant. Follow it

to the orchid, pull it out of the snake's mouth, nibble away and you're cured!



Oec. maculata

A few rarer genera include *Nephelphyllum*, with gorgeous bronze purple leaves; *Oeceoclades*, which includes the tropical orchid "weed" *Oec. Maculata* as well as some fabulous species that look almost like pinkish-gray rocks; and *Malaxis*, mostly tiny-flowered species with some highly colored and patterned leaves.

Jewel Orchid Hybrids:


According to Dr. Glicenstein, the intergeneric orchid hybrid ever was not the famous *Calanthe dominyi* but a *ludisia/dossinia* cross, which has now been remade. Hoosier Orchid Company carries a number of jewel orchid hybrids, and with names like *Anectodes Charlotte's Web*, *Dossinyera Tapestry*, and *Macodesia Spiderman*, you just know the leaves are fantastic. Most of these are also more vigorous and easier to grow than the straight species. Pictures don't quite do them justice; if you get a chance to see them in person you'll really understand why they're called jewels.



Painted Leaf Orchids Species

The genera of Spiranthoideae includes a bunch of wonderfully patterned species, but they neither look nor grow like the jewel orchids, hence the term “painted leaf.” Most of these are terrestrial species that grow basal rosettes of leaves, with thick, fleshy flower spikes rising up from the middle. They grow in shady conditions in humid, moist or seasonally dry rainforest habitats. Like jewel orchids, they grow best with little or no direct sunlight, which can scorch the leaves, in shallow pots of well-drained, humus-rich mix. Since they dislike stale conditions at the roots, it’s a good idea to repot at least every two years, but keep them fairly tightly potted, as overpotting can also lead to root rot.

First up is Sarcoglottis, with glossy leaves striped and spotted silvery-white. Popular species include Sarcg. Sceptrodes and speciosus. The flowers are usually greenish. Srcg. portillae reportedly has a fantastic fragrance as well! You can grow these practically like a regular houseplant in well-draining potting mix. All species need a slight dormant period after flowering, with some requiring a complete break from watering, so it’s important to know what species you’re growing and what its dormancy needs are.



Sarcg. portillae



Styn. speciosus


Stenorrhynchos is a South American genus very closely related to Spiranthes, most species have silvery-green leaves in a rosette, with a thick spike emerging from the center. The flowers have bright red bracts and often bloom around the end of the year, though not always in time for Christmas. Styn. Speciosus is the most common species; a new species, austrocompactus, is a mini version of speciosus, which can get large if allowed to grow to specimen size.

Stenoglottis is an African genus, with some species having purple-spotted leaves. Sngl. fimbriata is being line-bred to increase the size and density of spotting, and its flowers are a lovely lilac with darker spots in the lip. Like Sarcoglottis, it needs a dry resting period after flowering, where it will drop its leaves before putting up new growth in spring, so cut away back on watering until you see new foliage appearing.



Sngl. fimbriata

Painted leaf Hybrids:

Some very interesting crosses are being made among the painted leaf group, with the aim of improving leaf markings, flowers size and color, and ease of growth. 

This is totally new territory with regards to which species and genera will cross successfully, and what the results will be; aside from the species mentioned above, most orchids in this group have a very short and limited history of commercial cultivation, and new species are still being discovered and brought into the trade, so who knows what the near future will bring us?

Stenosarcos Vanguard, the first intergeneric hybrid in this group, was just registered by Hoosier Orchid Company in 2001. It combines Stenorrhynchos with sarcoglottis to produce a plant with the leaf markings of the latter and the bright red flower spike of the former. Stenorrhynchos has been crossed with Cyclopogon and Plexia, two similar terrestrial genera, that introduce shades of pink to the typical red flowers of Stenorrhynchos. Stennoglottis Venus is a cross that maximizes the purple spotting of its Stenn. Fimbriata parent; Sten. Bill Fogerty has great flowers but unmarked leaves; technically it's not a painted leaf orchid at all, so perhaps this is the right note to end on!



Plexia bonariensis

(Posted to the Dean Street Orchid Blog: Jewel orchids: Growing for Foliage, by Jim Freeman. A special note on the website says that: This article owes a special thanks to Dr. Leon Glicenstein of Hoosier orchid Company, hybridizer extraordinaire, who gave a terrific lecture on Jewel Orchids at the WOC in Miami and was very generous with his time and knowledge. 8/07/2008)

(Accessed on 9/23/2001 <http://deanstreetorchids.blogspot.com/2008/08/jewel-orchids-growing-for-foliage.html>)




Drawing by Richard B. Gates. (Reprinted with the permission of the owner, J & L Orchids, Easton, CT)

Presidents' Message



Co-president
Cheryl Mizak



Co-president
Jim Michlewski

Hello Everyone — The vitality of our Society, that is its life, is really dependent upon the active participation of ALL the members. One doesn't have to commit to a continuing role such as treasurer or secretary, etc. but without many members helping out on various tasks burnout of those individuals who carry the load is a real threat. This will diminish the Society and that ultimately will affect all of us. October is show month. To make it successful, please donate a few hours of your time. Below are some of the tasks which your help would make for a much better event:

Admissions Host/Hostess at the door: You will greet our guests and collect the admission fee.

Hourly Raffle Coordinator: You will sell tickets for our hourly orchid raffle. This involves encouraging our guests to take a chance on a lovely blooming orchid and calling out the winning number each hour.

Club Table Assistant: You will help staff the Society's table encouraging our guests to join the Society, selling books, instant raffle tickets, club T-shirts, etc. This job involves answering the public's questions about our Society regarding meeting times and locations, the benefits and rewards of becoming a member.

Floor Hosts/Hostesses: Your job is to answer questions, chat with our guests, direct guests to the lectures/restrooms, etc. and assist the vendors or members who are working at the booths.

Refreshment Table Host/Hostess: Help out at the refreshment table serving coffee or pastries/sandwiches and collecting money for food purchases.

Survey Administrator: Administer a short survey to our guests about their experience at our show. Talk to them about what they liked or didn't like about the show. Call or e-mail Cheryl or Sam Hinkley if you can help for a few hours!

September's Meeting Minutes



Carla Koch
Recording Secretary

Connecticut Orchid Society Meeting Sept. 14, 2011
Cheshire Senior Center, Cheshire, CT.

The meeting was called to order by about 7:30 by co-presidents, Cheryl Mizak and Jim Michlewski.

Major item of business is our upcoming show Oct. 21-23 at Van Wilgen's. Sign up sheets for volunteers were passed around. Even a few hours of your time can make the show easier. The energetic are needed for set up and take down. But we also need people at the admissions table, at the club table to take memberships, sell books, raffle tickets. If you are interested in learning about judging, sign up to be a clerk on Friday morning.

Next meeting – Oct. 12, 2011 will be at the Farmington Senior Center. Our speaker is Leon Glicenstein on Jewel Orchids. There will be plants for sale.

Our speaker for the meeting was COS member Jef Richards from mystic CT. If you walked by his Victorian house, you would never suspect that an orchid fanatic lived inside. For about 25 years Jef has been growing paphiopedilums and a few other orchids. Summers are outside on raised benches, winters are spent either under lights in the basement or in lightly curtained windows. He showed the incredible variety that this genus offers and the joys and challenges of hybridizing. His growing mix is pine bark mulch, medium perlite and ground oyster shell on top. In smaller pots, sphagnum moss may be added. And along the way, were his examples of how to photograph the flowers. He and his wife had been given a "blue" phalaenopsis which was on the show table. The color of course was the result of blue dye, the same effect as putting celery in food dye and will not persist.

Show table was discussed by Judy Becker.

Judy Becker, Secretary pro-tem.



Top and right: Speaker Jef Richards (in floral shirt) discusses growing Paphio-pedilums at the Sept. meeting.

Bottom: Members listen while co-president Jim Michlewski encourages volunteers to step forward and help out at our upcoming show.




September Show Table

Genus	Plant	Clone	Owner	Culture
<i>Aranda</i> (<i>Arachnis hookeriana</i> x <i>V. Dawn Nishimura</i>)	Noorah Alsagoff		J. Becker	i,g
<i>Bulbophyllum</i> (<i>lobbii</i> x <i>echinolabium</i>)	Jersey		Mizaks	l,g
<i>Chondorrhyncha</i> (<i>discolor</i> x <i>amazonica</i>)	Moliere		Mizaks	l,g
<i>Oncidopsis</i> (<i>Mtps. Yuko Hatsui</i> x <i>Onc. (Cda) noeztianum</i>)	Maui Charm		J. Becker	l,g
<i>Paphiopedilum</i> (<i>glaucophyllum</i> x <i>primulinum</i>)	Pinocchio		J. Becker	l,g
<i>Phalaenopsis</i> (Brother Ocone Pixie x Brother Pink)			Mizaks	l,g
<i>Vanda</i> (<i>hybridum ignatum</i>)			J. Becker	l,g
<i>Phalaenopsis</i>				

Culture is as noted:

c – cool
w – warm
ws – windowsill

i – intermediate
g – greenhouse
l – lights



(Vignette by Dr. Aphrodite J. Hofsommer. Reprinted from the AOS Bulletin, 2/1961)



On left: Speaker Jef Richards listens while Al Deluca describes a Paphiopedilum habit.

Below: Jef talks to new member Tom Russell about Paphiopedilum culture.



Above, left: Cheryl Mizak sent the editor a snapshot of two unnamed Sobriellas she found blooming in her greenhouse the other morning.



On right, above: Deidra Crewe sent the editor this photo of her pride and joy C. (Lc) Mini Purple "Blue Hawaii".

News, Notes & Happenings

Want to Learn About Judging? Volunteers are needed to clerk at our show during the judging event on Friday morning, Oct. 21st. This is an excellent opportunity to learn about the judging process. You will work with a team of other people assisting the judges by finding orchids on the benches and bringing them to the judging table for their review. This is a great way to see what goes into the judges' decision about what makes a great orchid. Please contact Cheryl Mizak if you would like to volunteer at president@ctorchids.org

Calling All Volunteers... This is your chance to Shine!

Our annual show & sale is just around the corner and there are so many incomplete tasks, and jobs that will need doing during the event. Can you spare a couple hours? We need help getting ready and we will need help during the busy weekend.

- ◆ Can you help with the show set up on Thursday, Oct. 20th? The show will be held again this year at Van Wilgen's Garden Center in North Branford. There are always a million big & small jobs that need to be done on set-up day. You will be working with a team of other members and will have a lot of fun no matter what project you help with.
- ◆ Would you like to host/hostess during the show? We need someone to greet our guests at the admission table and take their admission fee.
- ◆ Could you help Dottie Kern at the refreshment table during the show weekend? We will be offering coffee and tea, bottled water, pastries and small sandwiches for a small donation.
- ◆ One of the most fun jobs at the show is the Host/Hostess Floaters who get to "float" around helping out wherever they are needed—directing our guests to the lecture room, bathroom or refreshment area. Helping vendors and COS members who are stationed behind tables and need someone to gopher for them.
- ◆ Do you like to ask questions? We need someone to interview our guests about their experience at our show and fill out a survey form. This is a great opportunity to get to know our guests.

Contact Cheryl Mizak at president@ctorchids.org or Sam Hinckley at [samuelhinckley@comcast.net](mailto:samuelsinckley@comcast.net) if you would like to volunteer for a few hours. You will be a hero!

Got Blooming Plants for the Show? If you have blooming plants for the show but can't bring them to Van Wilgen's on Thursday for set up, how about bringing them to the meeting on Wed., Oct. 12th at the Farmington Senior Center? We will be glad to transport your plants to and from the show.


Time to Renew your Dues! The new year is fast approaching and it's time to renew your dues. The cost of dues remains the same for 2012: \$20 for single membership, \$25 for family membership for electronic delivery of the newsletter. If you would like a hard copy of the newsletter, please add \$10 per renewal to help off- set postage & publishing . Don't forget that you can renew as a lifetime member for \$200 single and \$250 family, and never have to pay dues again!



Out Reach Programs

Adult Education at Cheshire High School COS member Roger Heigel will conduct a six- weeks long adult education class on basic orchid growing beginning Sept. 22nd at the Cheshire High School. For information, please contact Roger at 203-757-2292.

Treasurer's Report



Judy Arth
Treasurer

The third quarter treasurer's report is ready for your review. Please contact Judy Arth if you would like a copy. Judy may be contacted at judar@cox.net.



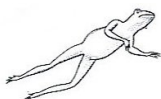
Editor's Note: After dedicating many decades of his life volunteering for COS, honorary life member Larry Kuekes finally realized one of his dreams when he retired and moved to Hilo, Hawaii. Larry is the author of the Beginner's Column which you may have seen in this newsletter in the past. Larry was also the previous newsletter editor for many years. With more time on his hands these days, Larry writes about his adventures with warm weather orchid growing in Hawaii.


Dear COS Friends,

One thing that turned out to be an issue in Hawaii is where to buy orchids. Of Course, just like in Connecticut, the local orchid society sales table, the raffle, and the local orchid show are good sources of orchids, and I have taken advantage of all of these. But for the discriminating collector, the best sources to get exactly what you want are mail-order nurseries, and, as Hamlet said, there's the rub.

Back in Connecticut, I used to order from orchid nurseries all over the country, as long as the weather permitted safe shipping (no ordering in the winter). But the state of Hawaii puts restrictions on importing plants. This is for a very good reason: to keep out unwanted pests that might sneak in on a plant shipment.

For example, a tiny frog called the coqui frog (pronounced ko-KEE), native to Puerto Rico, managed to sneak in to the Big Island of Hawaii, probably on a potted plant. With the warm climate and no natural predators, its population exploded — in some areas, to more than 10,000 frogs per acre. The frogs produce a loud cry of "coqui, coqui" in the evening. They're kind of like spring peepers in Connecticut, except they call year-round, and trees right next to peoples' houses, where their shrill cries can measure up to 90 decibels (that's as loud as a lawnmower). Luckily, although there are coqui frogs in my area, there aren't thousands of them, and I have no trees or shrubs next to the house, so what I hear is more like summer katydids in Connecticut — just a sound of nature and not a problem.



But I digress. Back to the restrictions on importing plants. It's possible, but the orchid vendor has to fill out a phytosanitary certificate, which certifies that there are no pests on the plant, and I would have to also get an import form from the state. Then the plants have to be inspected upon arrival in Hawaii, and some may be subject to quarantine. Because of all this, most nurseries either won't ship to Hawaii or they charge an exorbitant fee for doing so. For example, when I was in Connecticut, one of my favorite mail-order orchid nurseries was Oak Hill Gardens 

in Illinois. They sell lots of species, which is great if you're a species nut like me, and their prices are very reasonable. But, sure enough, they don't ship to Hawaii. In Connecticut, you can order from orchid nurseries in any state, including Hawaii (the red tape only affects imports, not exports). But for practical purposes, I'm now pretty much confined to ordering from nurseries in Hawaii. Luckily, there are quite a few of them, and some of them have nice things for sale. For example, back in Connecticut I used to order from H&R Orchids on the island of Oahu. I've visited their nursery in the past and it's practically at sea level, like my house, so I know that anything that they can grow I should be able to grow, too (remember, elevation makes a big difference in what you can grow here). I've started ordering from some other nurseries here, too and so far I've been pleased.

So the moral of the story is: there are serpents in Paradise — well, not really. The import restrictions have worked in keeping snakes out. Let's try again: there are frogs in paradise, but you learn to live with them.



~ Larry Kuekes

Website news ~ greetings from cyberspace

Greetings from Cyberspace —

The website is in full bloom and we've been busy as bees getting ready for our annual show! Check out the homepage and see what's happening. We've got links to register your orchids for judging at the show; and a classification index and registration guide to assist you with the proper classification of your plant.



Visit the website and see which vendors are coming to our show and start making your shopping list, now. Many of the vendors are more than willing to take pre-orders. There are links to the vendors' homepages on the site.

Looking for a couple nice bargains? Need some orchid supplies? We have a great list of repotting materials to suit everyone's needs— preorder from the website and save on shipping & handling costs. No taxes, either! We also have a list of plants that have been donated to COS—please take a look and give a nice plant a nice home!

Also, don't forget that it's time to renew your dues and it's easy online with our Paypal program. Just click on the Membership link!

See you at the show!
Deidra Crewe, Webmaster




A Touch of Class ~ Beautiful Art from the Past



Anguloa ruckeri variety *sanguinea* correctly called *Anguloa hohenlohii*
from the Orchid Album by B.S. Williams, Vol. 1, 1882

Reprinted from the AOS bulletin *Orchids*, Nov. 2006

Staking Your Phalaenopsis




By Ned Nash, Director of Education and Conservation, American Orchid Society
Reprinted from the AOS magazine "Orchids", Nov. 1998, pgs. 1120
American Orchid Society, Inc. Copyright 1998

You've taken the time and effort to grow your plants well all summer and into autumn. The cooling nights have initiated the spikes whose blooms will grace your collection over the next six months and more. How short-sighted, then, to not spend a little extra time in the proper and timely staking of your plants' spikes. Shortly after initiation is the best time to begin. Most growers use thin, green-dyed bamboo stakes. These come in both 24—and 36—inch lengths. The shorter are appropriate for smaller plants, such as those flowering for the first time, or for miniatures and novelties, while the longer are good for mature plants. Some growers still use wire stakes with a hook at the end, and this is fine, though it is not always easy to guess at first how long a stake is needed.

As the spikes emerge, put a stake in the container next to the developing spike, as straight up as possible. If appropriate, the first twist-tie may be affixed (if the spike is more than 8 inches). Even if twist-ties are not yet needed, counting the placed stakes is an excellent way to judge your growing success, as well as ensuring that you have a close look at each and every plant. It is far easier to clean up any pest problems now, rather than after the buds are formed.

If the plant must be moved, for cleaning or for staking, make sure the plant is replaced in the same orientation to the sun or light source, to prevent any unsightly twisting of the spike. As stated earlier, the first tie should be just below the first flower. This provides the proper support, while still allowing the spike to assume its natural, slightly arched presentation. The same goes for the hook-style stake, with the hook ideally being placed immediately below the first flower. If the plant is strong, this is the last staking you will have to do.





Gordon W. Dillion

October: The Sweetest Day


By Thomas Mirenda



There's Plenty To Do with Orchids with the Arrival of Autumn

Here at the greenhouses of the Smithsonian Institution, October is a most hectic time for our staff, moving outdoor summering plants back inside, and nurturing root bound autumn and winter crops, such as chrysanthemums and poinsettias. We also have our local National Capital Orchid Show and the concurrent rigors of exhibiting, giving tours and lectures abound now. Ask anyone who knows me and they'll tell you I get a bit testy at this time of year. I've noticed however, that some savvy folks at work have caught on to the fact that treats such as chocolate chip cookies and brownies seem to keep us grouches in check. It really works, as evidenced by my growing waistline.

I was reading on line about a lovely custom started by a man in Cleveland more than 60 years ago called " the Sweetest Day," usually celebrated on the 3rd Saturday of October, this wonderful tradition involves giving candy and other sweets to underprivileged children, and has expanded over the years as a day to make others happier. It's a time to remember the sick, the elderly and the orphaned, but also a vehicle to thank and demonstrate appreciation for all those people, friends, co-workers and relatives, who do little things that make our lives more pleasant and productive. Especially, ahem, someone who gives you wonderful, timely advice on orchid culture. Bakers, see the author's address below.

Get ready. Be prepared for the onslaught of all the orchids that have been outside, growing rampantly, returning to their winter growing area. Successful growers may find that the same plants that fit comfortably a year ago, now take up a lot more space. You might consider whether you want to donate some plants to your local orchid society. It's important that orchids have adequate space to grow well. Crowded plants often grow asymmetrically or root into each others' pots and mounts. Packing plants too tightly is also a good way to pass diseases and parasites from one plant to another. Be sure that all growing surfaces have been clean and sterilized. Be thoughtful about placement of your collection: Do you understand your microclimates? Where is the best light? Where is the strongest air circulation? Which spots are warmer, draftier or shadier? Consideration of all these factors now will allow you to offer all your plants the best possible growing conditions in the winter season ahead. 

Sequester the dormant. In a large mixed orchid collection, some orchids, notably *Catasetinae*, *Habenaria* and *Dendrobium*, will go dormant this month, while others (most pleurothallids, South African and European terrestrials, etc.) will still be growing rampantly. Several other orchids, such as *Phalaenopsis*, *Cattleya* and *Lycaste*, lie somewhere in between. Most dormant deciduous plants require extreme dryness and must be placed where they won't be watered at this crucial time. Plants that are growing in this cooler weather should be kept together and nurtured through the winter. Most everything else will still need water, but far less than in the spring and summer.

Switch fertilizers. By now, you should have plenty of mature growths — dendrobiums with a terminal leaf on new canes, cattleyas with sheaths forming, cymbidiums with large, fat, rounded pseudobulbs and the beginnings of the winter's inflorescences appearing as small cone-shaped growths at the base of the pseudobulbs. *Phalaenopsis* plants have produced their yearly new leaves and the beginning of flower spikes. To encourage flowering, switch from the high-nitrogen formulas that promote growth to a blossom-booster type.

Harvest time. Blooming begins in earnest in the autumn with standard and latouria-type dendrobiums spiking, and your plump *Catasetum* and *Cycnoches* pseudobulbs are rewarding your fertilizing efforts with their strange exotic blooms. Mature growths of *paphiopedilums* and *phragmipediums* are sending up strong upright stems that will need guidance with a stake for best presentation. Autumn-blooming cattleyas and *guarianthes*, such as *Guarianthe* (syn. *Cattleya*) *bowringiana* and its hybrids are filling the greenhouse with glorious fragrances and glistening colors. With evidence of many more spikes emerging this month, you'll see that this month's flowers are just the beginning. It's time to start enjoying your orchid harvest.

(Reprinted from AOS Bulletin, Orchids, October 2007, pg. 736. Thomas Mirenda, an AOS accredited judge, is the orchid collection specialist at the Smithsonian Institution. He writes monthly for Orchids magazine. 3000 Cedar Lane, Fairfax, Virginia 22031)

Trivia Fun


What is a corkid? According to caveman orchid grower David Bird of Bird's Botanicals in Kansas City, a "corkid" is a cork-mounted plant! (AOS bulletin "Orchids", August 2011)

What rare and endangered Florida orchid grows on the Florida rosemary scrub bush? The *Tolumnia bahamensis* starts life as a terrestrial, but as it matures it attaches itself to the rosemary bush and begins growing like an epiphytic orchid. (AOS bulletin "Orchids", August 2011)

Did you know that some orchids require regular burn-overs of their habitat in order to prosper? The yellow fringed orchid (*Platanthera ciliaris*) native to the Green Swamp in North Carolina won't thrive and bloom without regular low-intensity wildfires, which help keep the forest canopy open so that the orchid can receive enough sunlight. (AOS bulletin "Orchids", August 2011)



Solution to last month's crossword puzzle



From the Archives

the way we were....



For the past several years we have been lucky enough to rent two very nice meeting locations that suit our needs and are reasonably, centrally located. Looking over newsletters from the past, our meeting locations were all over the map. In the very early years of the society, meetings were generally held at members' greenhouses. By the early 1970's we were meeting at the Hartford College for Women in Hartford and sometimes we also met at UCONN in Storrs. In the late 1980's it was the First United Church in New Britain. The Nov. 12, 1986 newsletter had a paragraph titled: "Notes on the Search for the Ideal Meeting Place ." It asked members to please help look for a meeting hall that would seat 100 people, had parking for 50 cars, a place to plug in the coffee pot, room for long show tables and most importantly, good acoustics. There had been many nice locations we tried in the past but the acoustics were terrible and no one could hear the speakers. In the late 1990's we were meeting at the Great Meadow Inn in Rocky Hill. By the 21st century we had finally settled down to meeting at the Farmington Senior Center and a few years after that we found the Cheshire Senior Center for alternate month's meetings. Hopefully, we won't have to go looking for meeting locations anymore!

Marketplace

Need some supplies for repotting? As a new service to our members COS now offers a wide range of supplies at our new Sale Table. Supplies may be ordered in advance, but must be picked up at a monthly meeting. Prices are only slightly above wholesale, no taxes and no shipping fees—what a deal!

COS Potting Supplies Price List

Basket—4” square slat w/hanger	\$3.00/ea.
Charcoal chips (4 scoops/bag)	\$2.00/bag
Coconut Husk (medium size chips) ½ cu. Ft.	\$10.00/bag
Coco Tek Coir 150 g. bag	\$5.00/bag
Dyna-grow fertilizer Grow 8 oz.	\$7.00/ea.
Dyna-grow fertilizer Bloom 8 oz.	\$7.00/ea.
Grow More Orchids Food 1.25 lb.	\$6.00/ea.
Hydro rocks (one gallon bag)	\$3.00/bag
Mesquite slabs for mounting orchids	\$1.00 /ea.
Orange Guard Insect Spray 32 fl. oz.	\$9.00/bottle
Orchid Bark mix (Cattleya/Dendrobium/Oncidium) 2 gal.	\$5.00/bag
Orchid Bark mix(Cymbidium/Phalaenopsis) 2 gal.	\$6.00/bag
Orchid Bark—small 2 cu. ft.	\$25.00/bag
Orchid Bark – medium 2 cu. ft.	\$25.00/bag
Orchid Bark mix (cattleya/Dendrobium/ Oncidium) 1 cu.ft.	\$20.00/bag
Orchid Bark mix (Cymbidium/Phalaenopsis) 1 cu. ft.	\$22.00/bag
Physan 20 plant insecticide 8 fl.oz.	\$10.00/ea.
Plant labels (set of 25 yellow or white)	\$ 3.00/set
Pots – round, green, plastic 4 ½ “ (set of 10)	\$ 4.00/ set
Pro-Teckt plant fertilizer 8 oz.	\$ 7.00/ea.
Rhizome clips—large	\$ 0.50/ea.
Rhizome clips – small	\$ 0.25/ea
Shagnum moss – ¼ lb. block	\$ 8.00/ea.
Superthrive Vitamins-hormones ½ fl. oz.bottle	\$ 3.00/ea.
Thermometer – digital min/max.	\$22.00/ea.
Tree Fern (medium) ½ cu. ft.	\$ 3.00/bag
Water breakers	\$ 5.00/ ea.

How we measured quantities:

¼ cubic foot mix or bark will fill approximately:

(15) 4” pots

(8) 5” pots

(5) 6” pots

(3) 7” pots

(2) 8” pots

Contact Cheryl Mizak at (203) 264-6096 to preorder.

NOTE: Deadline extended to Oct. 6th



FOR SALE!
DEADLINE TO ORDER IS OCT. 4th!
Jewel Orchids and Painted Leaf Orchids

All plants are priced accordingly, the photo is NOT the actual plant it is for reference only...to place an order please send an email to Cheryl Mizak, president@ctorchids.org with a list of plants and sizes. Your order will be at the October meeting ready for pick up, payment is due at the meeting. Thank you!



Anoectochilus brevilabris
\$18 small



Anoectochilus burmannicus
\$18 small/\$35 large



Anoectochilus petola
\$18 small/\$24 medium



Goodyera hispida
\$18 small



Ludisia discolor
\$18 small/\$24 medium



Ludisia discolor var alba
\$18 small/\$24 medium



Goodyera species Japan
\$18 small



Oeceoclades maculata
\$18 small



Oeceoclades (maculate x roseo-variegata)
\$18 small



Stenorhynchos albidomaculatum
\$35 large



Stenosarcos Vanguard
\$18 small/\$24 medium



Sarcoglottis sceptrodes
\$18 small/\$35 large

Not pictured:
Pelexia species- \$18 small
Sarcoglottis species- \$18 small/\$35 large

S.E.P.O.S. AUCTION



**Saturday, October 15th, 2011
10am to 4pm**

Doors will open at 9am for Preview

OVER 200 Plants

To be Auctioned

**Martha Washington Building at Freedoms Foundation
1601 Valley Forge Road (Route 23), Phoenixville, PA 19460**

Cash ▪ Checks

Please visit our website for more information about our auction.

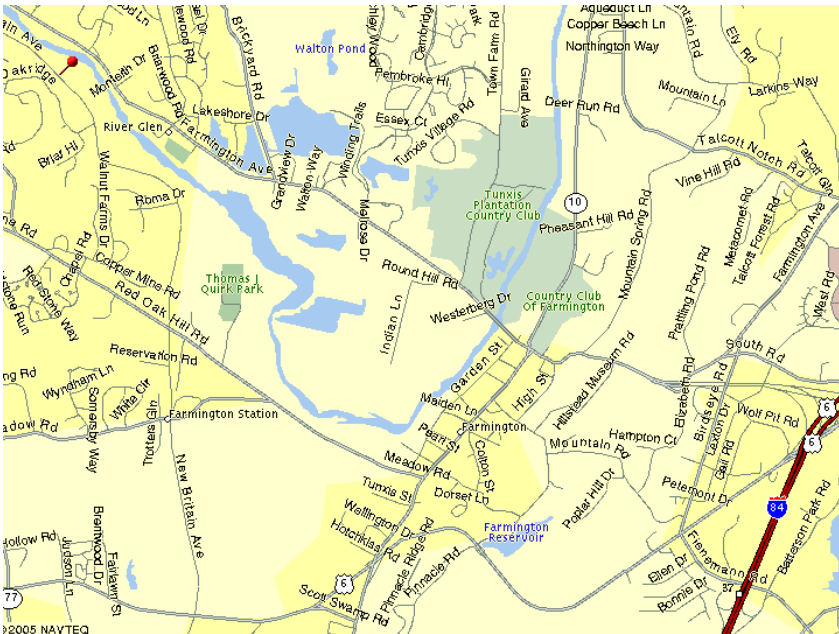
www.sepos.org

Directions to Farmington Senior Center 321 New Britain Avenue, Unionville, CT

From the North or East: Take I-84 west from Hartford to exit 38 (Rt. 6). Proceed west. Turn right onto New Britain Ave. Farmington Senior Center is at 321 New Britain Avenue next to the police station.

From the South: Take Rt. 9 north to I-84 west. Proceed as above.

From the West: Take I-84 east to exit 37 (Fienemann Rd.). Turn left on Fienemann Rd., go over the highway, then turn left onto Rt. 6. Follow Rt. 6 west. Turn right onto New Britain Ave. Farmington Senior Center is at 321 New Britain Ave. next to the police station.



Connecticut Orchid Society Membership Application

Name: _____

Address: _____

Tel. # _____ **E-mail:** _____

(Information provided to the Connecticut Orchid Society is not sold, shared or given out)

Membership choice: *Single \$20/yr. ** *Family \$25/yr. **

Single Lifetime Membership \$200

Family Lifetime Membership \$250

Newsletter delivery preference: *U.S. Mail* *E-mail*

** Please include an additional \$10 fee for postage costs for U.S. mail delivery of your newslter. E-mail delivery is free of charge, please provide your e-mail address above.*

At this time I would only like to receive the next three newsletters & directions to the meetings.

-----**Fold Here**-----

- *Complete the information required above.*
- *Tear this form out of the newsletter.*
- *Fold in half.*
- *Insert your check payable to : “Connecticut Orchid Society”, for membership amount.*
- *Tape on three sides.*
- *Mail to COS (Address is printed on the back of this form) .*

Membership includes the monthly COS newsletter, monthly meetings Sept. through June with a featured speaker or educational activity, a vote at the annual election of the Board of Directors, opportunities to volunteer for many exciting orchid related activities, and COS sponsored field trips, clinics & shows. Join us!! You’ll be glad you did.

First
Class
Stamp
Here

Connecticut Orchid Society, Inc.
c/o Mary Rampono, Membership Chair
53 Barbara Lane
Woodbury, CT 06798

